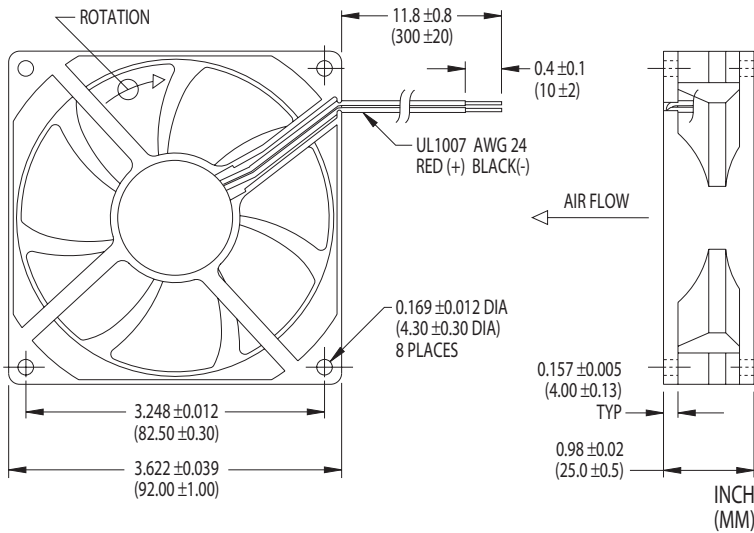


92×25mm



Unit weight = 3.4 oz. (96g)



- ▶ 12V and 24V Models
- ▶ Polarity Protected
- ▶ Strut Side Discharge
- ▶ Permanently Lubricated Ball Bearings or Long-Life NBR^Δ Designs
- ▶ Alarm/Tachometer/Thermal Speed Control/PWM Speed Control Options
- ▶ Frame and Impeller Rated V-0


L-Series Fans

TA350DC Series—Electrical and Mechanical Characteristics

Model	Air Flow (CFM)	Operating Voltage		Current (mA)	Power (W)	Sound Level		Fan Speed (rpm)	Bearing ^Δ	Operating Temp.	
		Nom. (V)	Range (V)			Pressure (dBA)	NPEL (Bels)			Min. (°C)	Max. (°C)
L34901	28	12	10.2-13.8	70	0.84	20.6	3.8	1,650	NBR	-10	+70
M33416	28	12	10.2-13.8	110	1.32	19.5	3.7	1,750	Ball	-10	+70
L34904	28	24	20.4-27.6	50	1.20	20.6	3.8	1,650	NBR	-10	+70
M33417	28	24	20.4-27.6	90	2.16	19.5	3.7	1,750	Ball	-10	+70
L34902	35	12	10.2-13.8	90	1.08	24.5	4.1	2,000	NBR	-10	+70
M33418	35	12	10.2-13.8	160	1.92	26.4	4.4	2,200	Ball	-10	+70
L34905	35	24	20.4-27.6	60	1.44	24.5	4.1	2,000	NBR	-10	+70
M33419	35	24	20.4-27.6	110	2.64	26.4	4.4	2,200	Ball	-10	+70
L34903	42	12	10.2-13.8	150	1.80	30.5	4.6	2,400	NBR	-10	+70
M33420	42	12	10.2-13.8	210	2.52	31.4	4.8	2,700	Ball	-10	+70
L34906	42	24	20.4-27.6	80	1.92	30.5	4.6	2,400	NBR	-10	+70
M33421	42	24	20.4-27.6	130	3.12	31.4	4.8	2,700	Ball	-10	+70
L34879	48	12	10.2-13.8	190	2.28	34.1	4.8	2,700	NBR	-10	+70
M33422	48	12	10.2-13.8	290	3.48	34.8	5.3	3,100	Ball	-10	+70
L34907	48	24	20.4-27.6	100	2.40	34.1	4.8	2,700	NBR	-10	+70
M33423	48	24	20.4-27.6	190	4.56	34.8	5.3	3,100	Ball	-10	+70
L34880	56	12	10.2-13.8	270	3.24	37.2	5.1	3,100	NBR	-10	+70
M34422	56	12	10.2-13.8	400	4.80	39.5	5.5	3,500	Ball	-10	+70
L34908	56	24	20.4-27.6	140	3.36	37.2	5.1	3,100	NBR	-10	+70
M34474	56	24	20.4-27.6	200	4.80	39.5	5.5	3,550	Ball	-10	+70
M34709	62	12	10.2-13.8	500	6.00	43.9	5.8	4,000	Ball	-10	+70
M34705	62	24	20.4-27.6	280	6.72	43.9	5.8	4,000	Ball	-10	+70

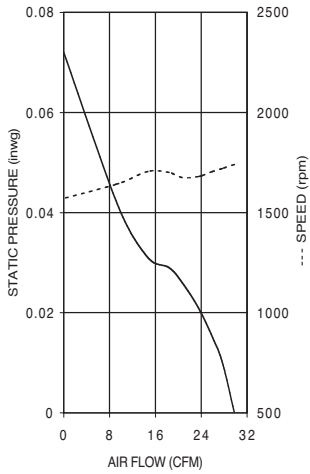
Note: Air flow, current, power, speed and sound level ratings are at nominal voltage against zero static pressure. NPEL = Noise Power Emission Level. Power termination and signal options are designated by two-digit suffixes added to the model names: For color-coded 300mm power leads with stripped ends, add "-16" to the model numbers.

^Δ NBR, Nidec Bearing Revolution: Long-life sleeve-bearing design.

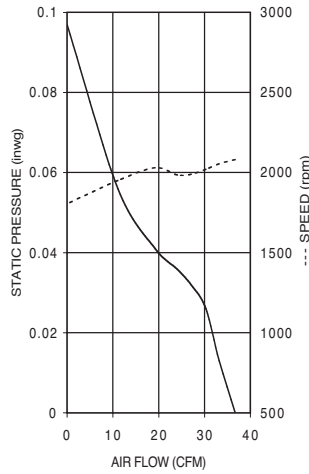


92x25mm

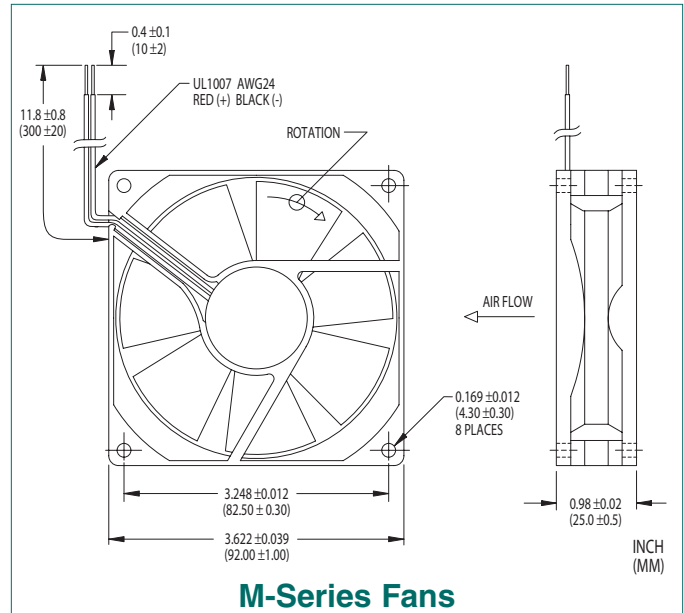
TA350DC Air Performance



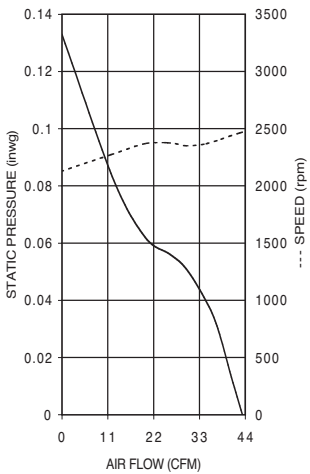
L34901/M33416
L34904/M33417



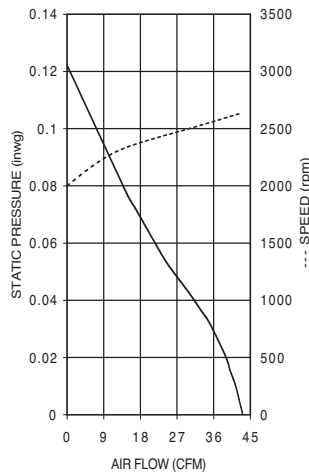
L34902/M33418
L34905/M33419



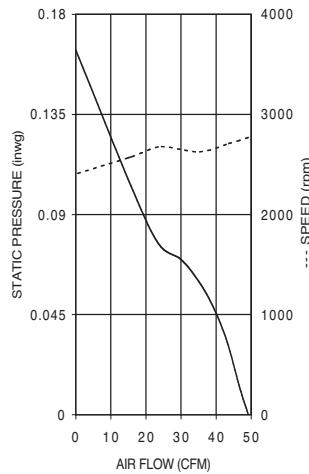
M-Series Fans



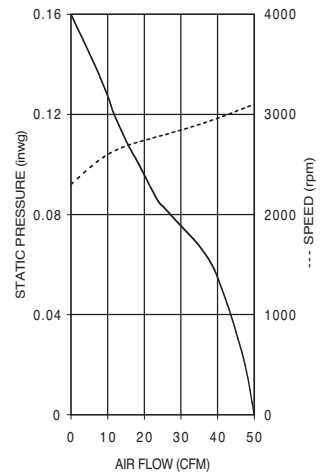
L34903/L34906



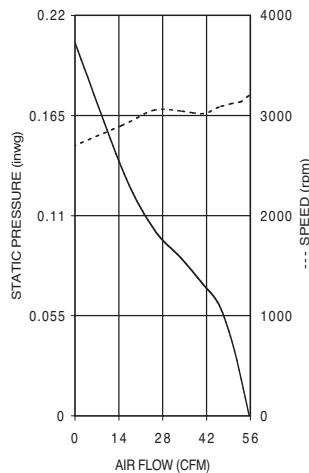
M33420/M33421



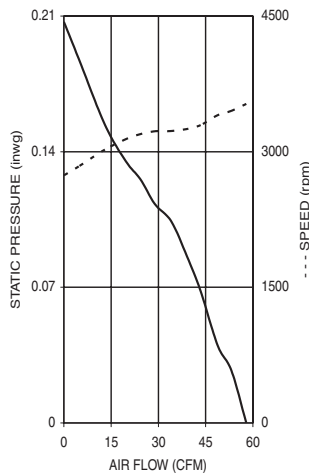
L34879/L34907



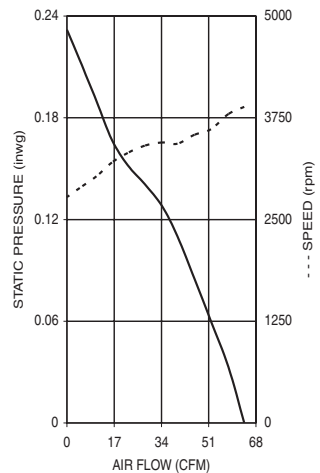
M33422/M33423




L34880/L34908



M34422/M34474



M34709/M34705



Nidec
Nidec America Corporation

phone 781-848-0970 · email fans@nidecamerica.com · www.nidecamerica.com